

Section 1: 2013-2014 Exceptions - Current Month Performance



Comments on Indicators rated Red or Amber

Generated on: 05 July 2013 12:08

Expected Outcome At risk of missing target Responsible OUs People





MPR Code	Short Name	Minimise or Maximise	Latest Month	Month's Value	Month's Target	Annual Target 2013/14	Expected Outcome	Better or worse than last year	Comment - explanation of current performance, actions to improve performance and anticipated future performance	Scrutiny Committee
CP 4.6	The percentage of Common Assessment Framework initiated that come from health professionals [Cumulative]	Aim to Maximise	May 2013			5%			Recording on the data has changed to improve accuracy. No figure is available for May as reports are currently being developed. May's figure will enable better analysis of situation.	People Scrutiny

Expected Outcome Some slippage against target Responsible OUs Corporate Services





MPR Code	Short Name	Minimise or Maximise	Latest Month	Month's Value	Month's Target	Annual Target 2013/14	Expected Outcome	Better or worse than last year	Comment - explanation of current performance, actions to improve performance and anticipated future performance	Scrutiny Committee
CP 7.1	% of Council Tax collected in year [Cumulative]	Aim to Maximise	May 2013	18.50%	18.80%	97.90%			The welfare reform changes have had a slight effect on collection rates to date and we are continuing to closely monitor the position. 5000 non statutory reminders have now been issued to householders where no payment has yet been made, which should improve the collection rate for June. For next month, it is intended to show the Essex wide collection rates overall and also specifically for those householders affected by the new Local Council Tax Support Scheme introduced in April this year.	Policy & Resources Scrutiny

Expected Outcome Some slippage against target Responsible OUs People





MPR Code	Short Name	Minimise or Maximise	Latest Month	Month's Value	Month's Target	Annual Target 2013/14	Expected Outcome	Better or worse than last year	Comment - explanation of current performance, actions to improve performance and anticipated future performance	Scrutiny Committee
----------	------------	----------------------	--------------	---------------	----------------	-----------------------	------------------	--------------------------------	---	--------------------

MPR Code	Short Name	Minimise or Maximise	Latest Month	Month's Value	Month's Target	Annual Target 2013/14	Expected Outcome	Better or worse than last year	Comment - explanation of current performance, actions to improve performance and anticipated future performance	Scrutiny Committee
CP 4.13	The number of statutory homeless applicants who are discharged into the private rented sector [Cumulative]	Aim to Maximise	May 2013	0	19	117			<p>To May we had not discharged anyone into the private rented sector, however, there are three applicants in the pipeline, one of which completed in June and will be reflected in the June data.</p> <p>Issues with landlords are becoming apparent. We are legally required to ensure there are additional fixtures in the properties for the homeless, such as carbon monoxide detectors, and that the tenancy is for 12 months rather than the usual 6.</p> <p>We have addressed these issues with landlords and continue to do so. This means that despite a slow start we will be in a position to utilise the private rented sector and satisfy the demand of the homeless to be housed appropriately.</p>	Policy and Resources Scrutiny
CP 6.2	Number of drug users that left drug treatment successfully who do not then re-present to treatment again within 6 months as a proportion of the total number in treatment [Monthly Snapshot]	Aim to Maximise	April 2013	16.8%	18%	18%			<p>This is the latest data and is for the reporting period to April 2013. It covers the 12 months December 2011 to November 2012.</p> <p>Overall 847 people have completed treatment, and of these 143 have NOT re-presented for further treatment, a success rate of 16.8%.</p> <p>Performance compares well to other areas (better than other Essex DAATs, for example). With continued work and focus including a continued push with contracted providers (with associated financial incentives) we feel we have a good chance of performing more strongly against this indicator by year end.</p>	People Scrutiny

Expected Outcome Some slippage against target
Responsible OUs Place

MPR Code	Short Name	Minimise or Maximise	Latest Month	Month's Value	Month's Target	Annual Target 2013/14	Expected Outcome	Better or worse than last year	Comment - explanation of current performance, actions to improve performance and anticipated future performance	Scrutiny Committee
CP 5.1	Number of volunteers hours delivered within cultural services [Cumulative]	Aim to Maximise	May 2013	1,304	1,334	8,000			Volunteer hours to the end of May 2013 stand at 1304 which is just short of the target set (by 30 hours) - hours were down slightly for the Home Library Service volunteers on account of the 2 bank holiday Mondays that occurred in May.	Place Scrutiny
CP 8.4	Minor planning applications determined in 8 weeks [Cumulative]	Aim to Maximise	May 2013	81.82%	84.00%	84.00%			The figure is below target because a number of applications have been called in for consideration by Development Control Committee. It is expected to hit the target at Year End	Place Scrutiny

Expected Outcome Some slippage against target
Responsible OUs Public Health

MPR Code	Short Name	Minimise or Maximise	Latest Month	Month's Value	Month's Target	Annual Target 2013/14	Expected Outcome	Better or worse than last year	Comment - explanation of current performance, actions to improve performance and anticipated future performance	Scrutiny Committee
CP 6.3	Number of people successfully completing 4 week stop smoking course [Cumulative]	Aim to Maximise	May 2013	127	245	1,500			Final quit figures for May are unlikely to be complete until the end of July as Department of Health guidelines enable successful quits to be registered up to 42 days after quit date is set.	People Scrutiny
CP 6.4	Take up of the NHS Health Check programme - by those eligible [Cumulative]	Aim to Maximise	May 2013	695	763	6,401			We are a small number of Health Checks below our current target. Some GP practices did not sign up to deliver the service until May/June 2013 and are only just starting to show activity. In addition to the reported figures there are approximately 90 outreach Health Checks which have to be added into the appropriate General Practice before they can be reported.	People Scrutiny